

# Multiple Stall Custom Lavatory Buildings

## Patents Issued and Pending

### Building Dimensions Custom Dimensions Available

Single Stall ADA:  
7' x 7' x 7' 5"

Single Stall :  
7' x 5' x 7' 5"

Dual Stall:  
10' 3" x 7' x 7' 5"

Dual Stall One ADA Stall:  
12' 3" x 7' x 7' 5"

Three Stall:  
15' 4" x 7' x 7' 5"

Three Stall One ADA:  
17' 4" x 7' x 7' 5"

**Three Stall Custom Lavatory Building** – Page 2

**Two Stall Custom Lavatory Building** – Page 3

**Single Stall Custom Lavatory Building** – Page 4

**Types of Stalls**– Page 5

**Rear View & Re-Deployment** – Page 6

**Water & Waste Plumbing** – Page 7

**Women's Stall Specs** – Page 8

**Men's Stall Specs** – Page 9

**Handicap Stall Specs** – Page 10

**Shower Stall Specs** – Page 11

**Aluminum Extrusions** – Page 12

**Honeycomb Wall Specs** – Page 13

**Water Source and Waste Disposal** – Page 15

**Featured Options** - Page 16

**Standard Safety Features**– Page 17

# Three Stall Custom Lavatory Buildings



Toilets.com, Inc. featuring Porta John® Brand Products Ph. 800-521-6310 (US)  
Ph. 1-586-739-4611 (Int'l) E-Mail: [info@toilets.com](mailto:info@toilets.com) Web Page: [www.toilets.com](http://www.toilets.com)

# Two Stall Custom Lavatory Buildings

by

**Porta John®** (Patents Issued and Pending)



Fig. 1 Stalls One and Two

Stalls Three and four



Men's Stall



Storage Stall



Shower Stall



Women's Stall



ADA Stall

# Single Stall Custom Lavatory/Shower Buildings

Patents Issued and Pending



Model SB 7777 or 5757



Easy Re-Deployment Steel Frame  
With Steel Encased Tine Ports



7' x 7' Single Unisex Stall  
Lavatory/Shower Combination  
Model SBS 7777



MODEL SBADA 7777

ADA Compliant  
Dimension: 7' x 7' x 7.5

**Toilets.com, Inc. - Porta John®**

Phone: 1-800-521-6310

International: 1-586-739-4611

Fax: 1-586-731-0670

E-mail: [info@toilets.com](mailto:info@toilets.com)

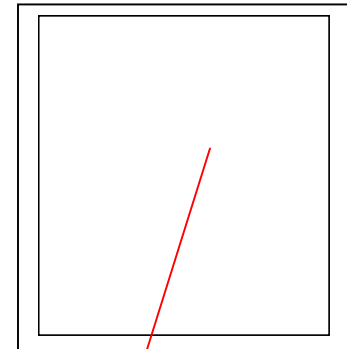
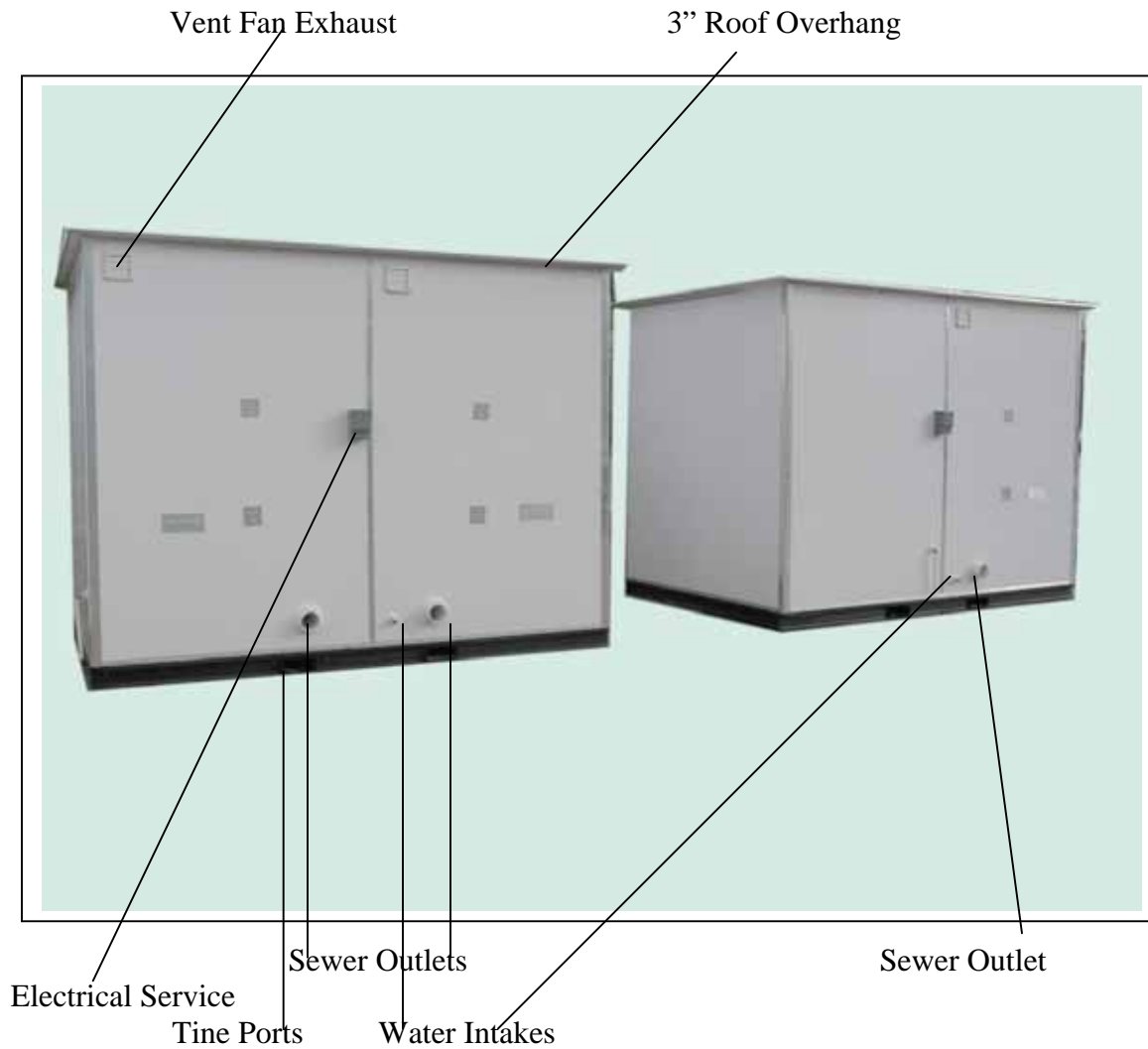
Web Site: [www.toilets.com](http://www.toilets.com)

# We Will Customize Any stall to Meet Your Requirements



Two Stall Building ADA Stall - Front View      Men's Stall - Front/Top View      Women's Stall - Front/Top View





## Rear View Two Stall Lavatory Building

Re-Deployable for Disasters – Festivals

# EZ Hook Up For Water & Waste



Holding Tank and Garden Hose Connection



Holding Tank with Pressurized Water Tank

Issued and Pending Patents



ADA Compliant – Ground Level – Fresh Water Flush and Hand Wash  
**Lavatory Buildings are Easily Relocated For Use in Disaster Planning**



Sewer or Septic Tank Hook-up

**Toilets.com, Inc. - Porta John®**  
Phone: 1-800-521-6310  
International: 1-586-739-4611  
Fax: 1-586-731-0670  
E-mail: [info@toilets.com](mailto:info@toilets.com)  
Web Site: [www.toilets.com](http://www.toilets.com)

# Women's Ground Level Stall Specifications

**Women's Stall** 5' x 7' Building Dimensions 1.524m x 2.133m  
4" Steel Frame With Enclosed Steel Tine Ports for Easy Relocation  
Ceramic Toilets - Ceramic Sink with Vanity  
Plastic Water Saving Cisterns  
Automatic Shut Off Water Faucets  
Soap & Paper Towel Dispensers - Toilet Paper Holder  
Mirror - Clothes Hooks - Waste Basket - Bench  
Linoleum Floor Covering - Scuff Resistant, Non-Slip  
Internal Plumbing  
Walls Constructed With Recycled Non-Porous ABS  
Honeycomb Recycled Polypropylene & Composite Walls  
Aluminum Covered Corners  
Aluminum or Stainless Steel Fasteners  
32" Steel Reinforced Door with Inside Lock & Outside Key Lock for Off Hours  
Fire Extinguisher - Battery Operated Smoke Detectors  
60 Amp Electrical Service (English or US)  
Safety Lights - Automatic Exhaust Fan  
Optional: Combination Air Conditioning and Heater Unit





# Men's Ground Level Stall Specifications

**Men's Stall** 5' x 7' Building Dimensions 1.524m x 2.133m  
4" Steel Frame With Enclosed Steel Tine Ports for Easy Relocation  
Ceramic Toilets - Ceramic Sink with Vanity - Ceramic Urinal  
Plastic Water Saving Cisterns  
Automatic Shut Off Water Faucets  
Automatic Soap & Paper Towel Dispensers - Large Capacity Toilet Paper Holder  
Mirror - Clothes Hooks - Waste Basket  
Linoleum Floor Covering - Scuff Resistant, Non-Slip  
Internal Plumbing  
Walls Constructed With Recycled Non-Porous ABS and FRP  
Honeycomb Recycled Polypropylene  
Aluminum Covered Corners  
Aluminum or Stainless Steel Fasteners  
Fire Extinguisher - Battery Operated Smoke Detectors  
32" Steel Reinforced Door with Inside Lock & Outside Key Lock for Off Hours  
60 Amp Electrical Service (English or US)  
Automatic Exhaust Fan  
Optional: Combination Air and Heat Unit  
Safety Lights



# Handicapped Ground Level Stall Specifications

**Handicap Stall** 7' x 7' (Maximum Privacy Stall) 2.133m x 2.133m  
4" Steel Frame With Enclosed Steel Tine Ports for Easy Relocation  
Ceramic Toilet - Plastic Water Saving Cistern

Grab Bars on Both Sides of Ceramic Toilet  
Handicap Ceramic Sink with Paddle Handle Faucets  
Automatic Shut Off Water Faucets  
Automatic Soap & Paper Towel Dispensers - Large Capacity Toilet Paper Holder  
Mirror - Clothes Hooks - Waste Basket  
Linoleum Floor Covering - Scuff Resistant, Non-Slip  
Internal Plumbing  
Walls Constructed With Recycled Non-Porous ABS and FRP  
Honeycomb Recycled Polypropylene  
Aluminum Covered Corners  
Aluminum or Stainless Steel Fasteners Throughout  
36" Composite Door/Paddle Handle & Inside Lock & Outside Key Lock for Off Hours  
2.5 Gallon Hot Water Heater  
Automatic Exhaust Fan  
Safety Lights  
60 Amp Electrical Service (English or US)  
Optional: Combination Air Conditioning & Heat Unit

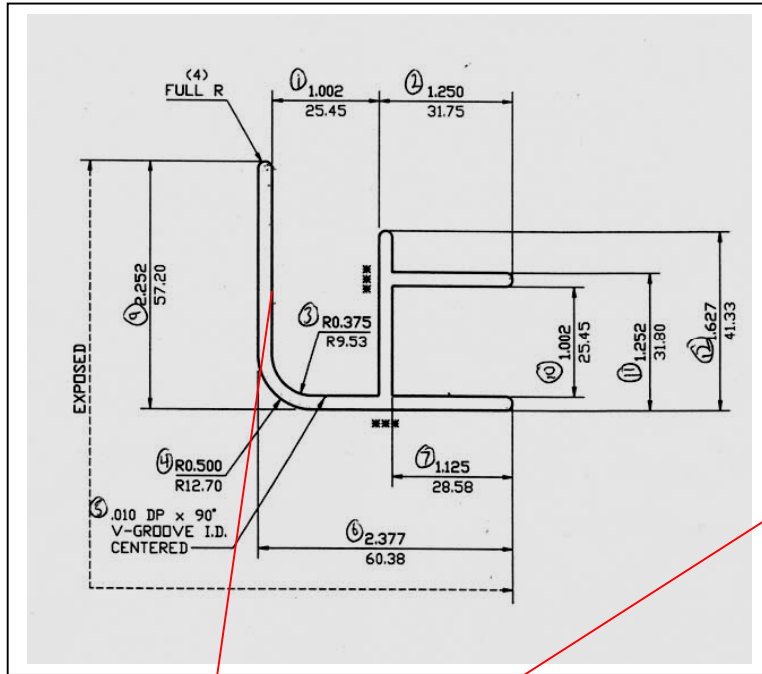


# Ground Level Shower Stall Specifications

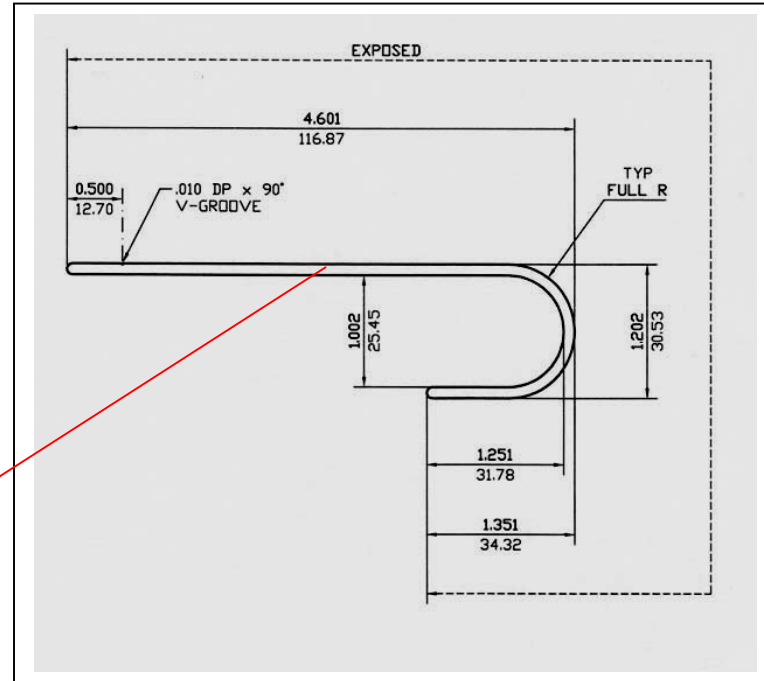
**Shower Stall** 7' x 7' (Maximum Privacy Stall) 1.524m x 2.133m S  
4" Steel Frame With Enclosed Steel Tine Ports for Easy Relocation  
Ceramic Toilet - Plastic Water Saving Cistern - Ceramic Sink with Vanity  
Shower With Plastic Enclosure and Shower Curtain  
Safety Mix Shower Head  
Automatic Shut Off Water Faucets  
Automatic Soap & Paper Towel Dispensers - Large Capacity Toilet Paper Holder  
Mirror - Bench - Waste Basket - Clothes Hooks  
Linoleum Floor Covering - Scuff Resistant, Non-Slip  
Internal Plumbing  
Walls Constructed With Recycled Non-Porous ABS and FRP  
Honeycomb Recycled Polypropylene  
Aluminum or Stainless Steel Fasteners Throughout  
36" Steel Reinforced Door with Inside Lock & Outside Key Lock for Off Hours  
Fire Extinguisher - Battery Operated Smoke Detectors  
60 Amp Electrical Service (English or US)  
Automatic Exhaust Fan  
Safety Lights  
Optional: Combination Air Conditioning and Heater Unit



# Aluminum Extrusions



Four Corner Extrusions

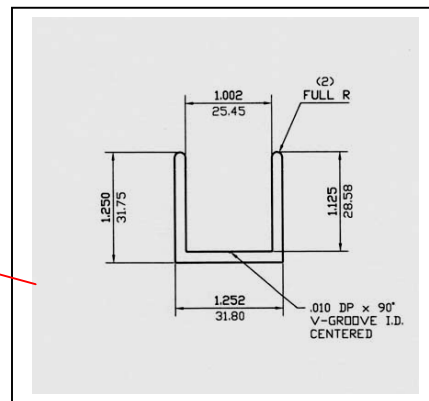


Continuous Roof Edge

Aluminum U-Channel used continuously on the floor and roof edge.

U-Channel is fastened to the steel floor and aluminum roof edge.

Binder bolts and a waterproof epoxy are used to fasten the U-Channel to the 1" honeycombed walls.



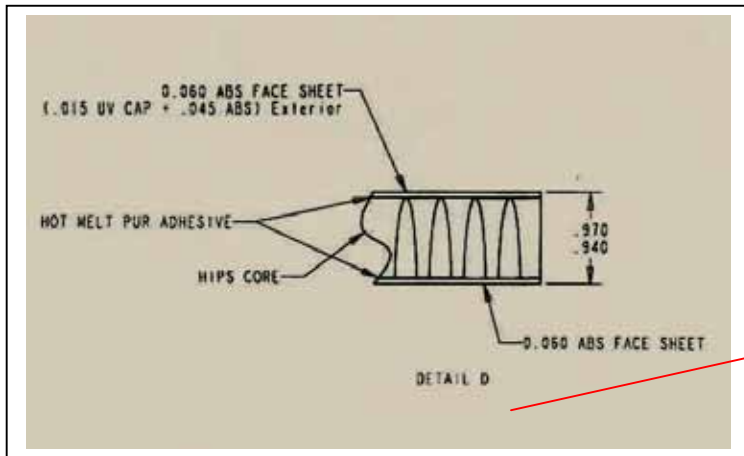
# Honeycombed Walls

## Common Specifications

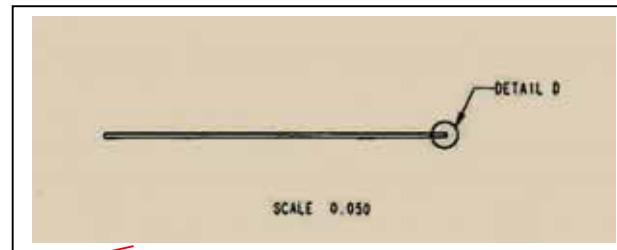
**Toilets.com, Inc. - Porta John®**

Phone: 1-800-521-6310 Fax: 1-586-731-0670

E-mail: [info@toilets.com](mailto:info@toilets.com) Web Site: [www.toilets.com](http://www.toilets.com)



Wall Cross Section Drawing



Detail B

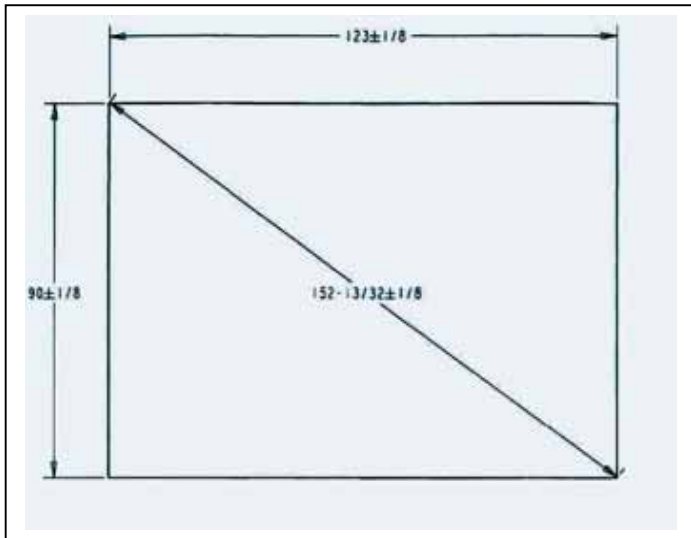


Wall Cross Section  
Thickness is 1 inch

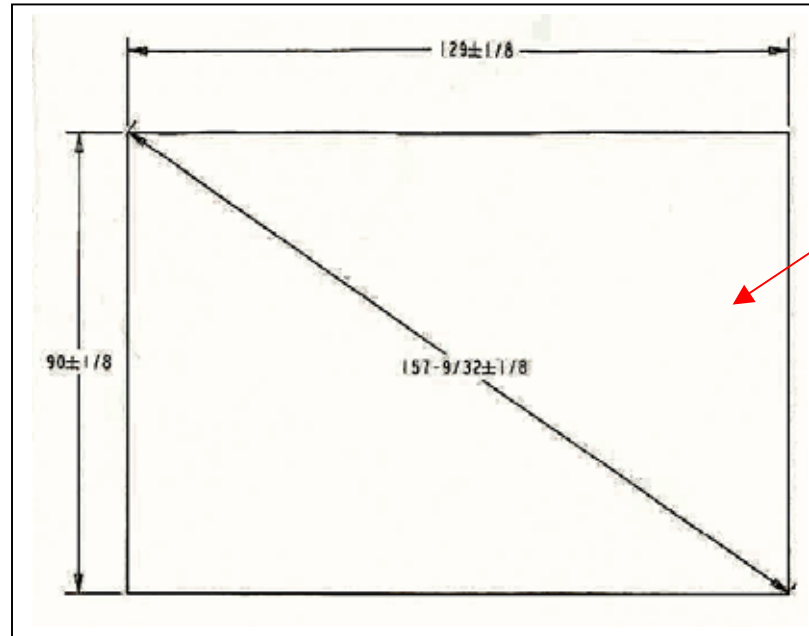
The walls are manufactured with a recycled random regrind ABS and the honeycombed material is a 30% recycled polypropylene. The exterior walls all have Ultraviolet Inhibitors for protection against damage from the sun.

Walls are manufactured from NPHIPS (Non Porous High Impact Polystyrene) Core Laminated with UV Capped Non-Porous ABS (Acrylonitrile Butadiene Styrene) Facing on the Outside and Non-Porous non UV capped non ABS on the inside, in 8' x 18' sheets, white, pulled to 1.000" total thickness

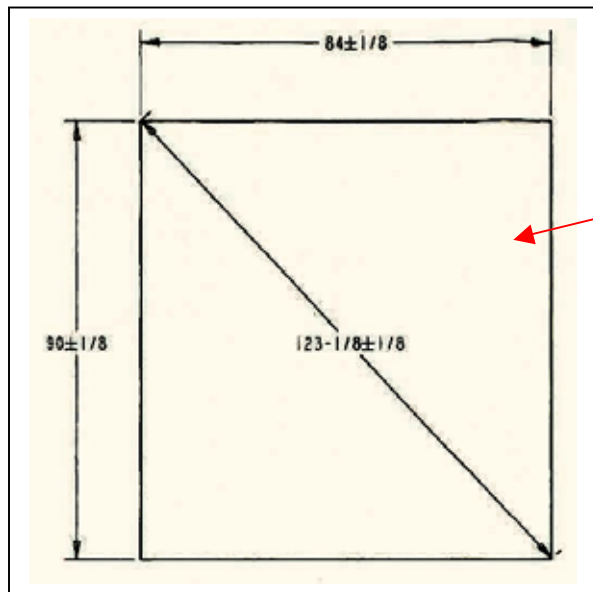
# Honeycombed Wall Sizes



Back and Front Wall 123" x 90"



Roof  
129" x 90"



Dividing & End Walls  
84" x 90"



ADA Stall Dimensions  
82" x 82" Inside

Patents Issued & Pending

# Management of Water Supply and Waste Disposal



Water Tank 525 Gallons



Two 300 Gallon Holding Tanks - One for Each Stall

This water to waste ratio when utilizing a holding tank eliminates the possibility of over filling the waste system. The water pressure can be powered by electricity or a solar/battery combination.

**Toilets.com, Inc. - Porta John®**  
Phone: 1-800-521-6310 Fax: 1-586-731-0670  
E-mail: [info@toilets.com](mailto:info@toilets.com) Web Site: [www.toilets.com](http://www.toilets.com)

Porta John® is a Registered Trademark

Toilets.com, Inc. featuring Porta John® Brand Products Ph. 800-521-6310 (US)  
Ph. 1-586-739-4611 (Int'l) E-Mail: [info@toilets.com](mailto:info@toilets.com) Web Page: [www.toilets.com](http://www.toilets.com)



**Cold Water Drinking Fountain**



**Baby Changer Station**

## **Featured Options**



Exhaust Fan

Air & Heat Combo

Towel & Soap Dispensers

ADA Sink

ADA Toilet

Floor Drain

Mirror Not Shown

**Two Stall Lavatory Dual ADA Men's and Women's with Locking Doors**



# Standard Safety Features

**STANDARD SAFETY FEATURES: Standard Lavatory Building Stall Size Dimensions are 5' x 7' x 7.5'**



Fire Extinguisher



Smoke Detector



Door Locks/Deadbolt Locks



ADA Handle



Safety Light

Non-Skid Flooring

[info@toilets.com](mailto:info@toilets.com)



Emergency Mobile Sanitation  
System As Required

## **Toilets.com, Inc. - Porta-John®**

Phone: 800-521-6310 International 586-731-4611

E-Mail: [info@toilets.com](mailto:info@toilets.com) Web Page: [www.toilets.com](http://www.toilets.com)

**ADA Lavatory Building**

**Stall Size: 7' x 7' x 7.5'**