

Multiple Stall Custom Lavatory Buildings

Patents Issued and Pending

Building Dimensions Custom Dimensions Available

Single Stall ADA:
7' x 7' x 7' 5"

Single Stall :
7' x 5' x 7' 5"

Dual Stall:
10' 3" x 7' x 7' 5"

Dual Stall One ADA Stall:
12' 3" x 7' x 7' 5"

Three Stall:
15' 4" x 7' x 7' 5"

Three Stall One ADA:
17' 4" x 7' x 7' 5"

Three Stall Custom Lavatory Building – Page 2

Two Stall Custom Lavatory Building – Page 3

Single Stall Custom Lavatory Building – Page 4

Types of Stalls– Page 5

Rear View & Re-Deployment – Page 6

Water & Waste Plumbing – Page 7

Women's Stall Specs – Page 8

Men's Stall Specs – Page 9

Handicap Stall Specs – Page 10

Shower Stall Specs – Page 11

Aluminum Extrusions – Page 12

Honeycomb Wall Specs – Page 13

Water Source and Waste Disposal – Page 15

Featured Options - Page 16

Standard Safety Features– Page 17

Three Stall Custom Lavatory Buildings



Toilets.com, Inc. featuring Porta John® Brand Products Ph. 800-521-6310 (US)
Ph. 1-586-739-4611 (Int'l) E-Mail: info@toilets.com Web Page: www.toilets.com

Two Stall Custom Lavatory Buildings

by
Porta John® (Patents Issued and Pending)



Fig. 1 Stalls One and Two

Stalls Three and four



Men's Stall



Storage Stall



Shower Stall



Women's Stall



ADA Stall

Single Stall Custom Lavatory/Shower Buildings

Patents Issued and Pending



Model SB 7777 or 5757



Easy Re-Deployment Steel Frame
With Steel Encased Tine Ports



7' x 7' Single Unisex Stall
Lavatory/Shower Combination
Model SBS 7777



MODEL SBADA 7777

ADA Compliant
Dimension: 7' x 7' x 7.5

Toilets.com, Inc. - Porta John®

Phone: 1-800-521-6310

International: 1-586-739-4611

Fax: 1-586-731-0670

E-mail: info@toilets.com

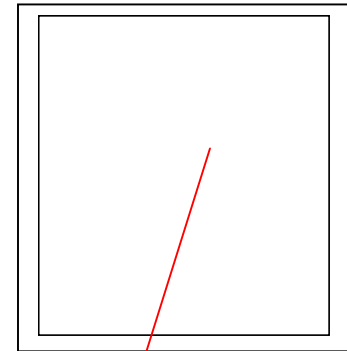
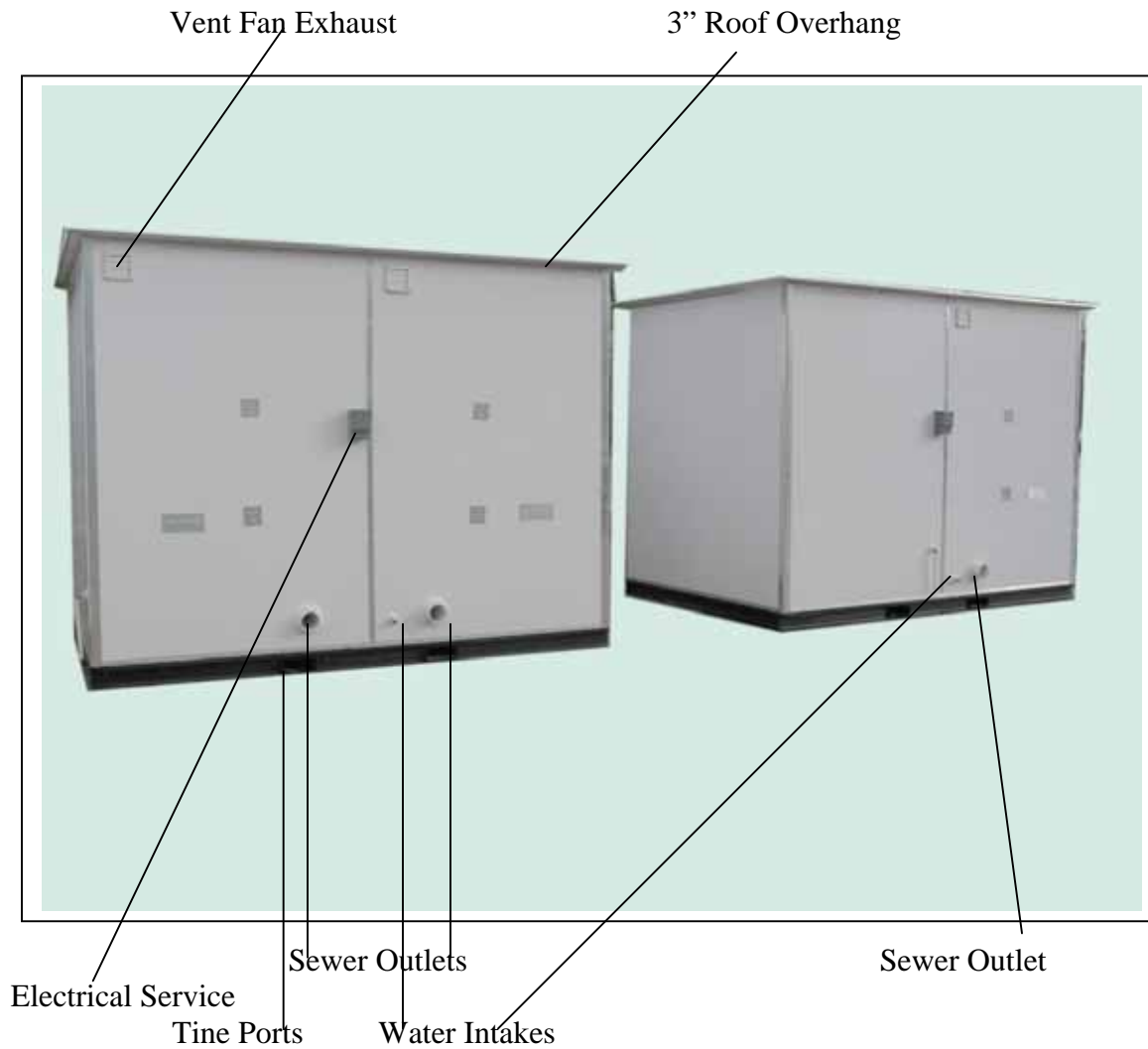
Web Site: www.toilets.com

We Will Customize Any stall to Meet Your Requirements



Two Stall Building ADA Stall - Front View Men's Stall - Front/Top View Women's Stall - Front/Top View





Rear View Two Stall Lavatory Building

Re-Deployable for Disasters – Festivals

EZ Hook Up For Water & Waste



Holding Tank and Garden Hose Connection



Holding Tank with Pressurized Water Tank

Issued and Pending Patents



ADA Compliant – Ground Level – Fresh Water Flush and Hand Wash
Lavatory Buildings are Easily Relocated For Use in Disaster Planning



Sewer or Septic Tank Hook-up

Toilets.com, Inc. - Porta John®

Phone: 1-800-521-6310

International: 1-586-739-4611

Fax: 1-586-731-0670

E-mail: info@toilets.com

Web Site: www.toilets.com

Women's Ground Level Stall Specifications

Women's Stall 5' x 7' Building Dimensions 1.524m x 2.133m
4" Steel Frame With Enclosed Steel Tine Ports for Easy Relocation
Ceramic Toilets - Ceramic Sink with Vanity
Plastic Water Saving Cisterns
Automatic Shut Off Water Faucets
Soap & Paper Towel Dispensers - Toilet Paper Holder
Mirror - Clothes Hooks - Waste Basket - Bench
Linoleum Floor Covering - Scuff Resistant, Non-Slip
Internal Plumbing
Walls Constructed With Recycled Non-Porous ABS
Honeycomb Recycled Polypropylene & Composite Walls
Aluminum Covered Corners
Aluminum or Stainless Steel Fasteners
32" Steel Reinforced Door with Inside Lock & Outside Key Lock for Off Hours
Fire Extinguisher - Battery Operated Smoke Detectors
60 Amp Electrical Service (English or US)
Safety Lights - Automatic Exhaust Fan
Optional: Combination Air Conditioning and Heater Unit



Men's Ground Level Stall Specifications

Men's Stall 5' x 7' Building Dimensions 1.524m x 2.133m
4" Steel Frame With Enclosed Steel Tine Ports for Easy Relocation
Ceramic Toilets - Ceramic Sink with Vanity - Ceramic Urinal
Plastic Water Saving Cisterns
Automatic Shut Off Water Faucets
Automatic Soap & Paper Towel Dispensers - Large Capacity Toilet Paper Holder
Mirror - Clothes Hooks - Waste Basket
Linoleum Floor Covering - Scuff Resistant, Non-Slip
Internal Plumbing
Walls Constructed With Recycled Non-Porous ABS and FRP
Honeycomb Recycled Polypropylene
Aluminum Covered Corners
Aluminum or Stainless Steel Fasteners
Fire Extinguisher - Battery Operated Smoke Detectors
32" Steel Reinforced Door with Inside Lock & Outside Key Lock for Off Hours
60 Amp Electrical Service (English or US)
Automatic Exhaust Fan
Optional: Combination Air and Heat Unit
Safety Lights



Handicapped Ground Level Stall Specifications

Handicap Stall 7' x 7' (Maximum Privacy Stall) 2.133m x 2.133m
4" Steel Frame With Enclosed Steel Tine Ports for Easy Relocation
Ceramic Toilet - Plastic Water Saving Cistern

Grab Bars on Both Sides of Ceramic Toilet
Handicap Ceramic Sink with Paddle Handle Faucets
Automatic Shut Off Water Faucets
Automatic Soap & Paper Towel Dispensers - Large Capacity Toilet Paper Holder
Mirror - Clothes Hooks - Waste Basket
Linoleum Floor Covering - Scuff Resistant, Non-Slip
Internal Plumbing
Walls Constructed With Recycled Non-Porous ABS and FRP
Honeycomb Recycled Polypropylene
Aluminum Covered Corners
Aluminum or Stainless Steel Fasteners Throughout
36" Composite Door/Paddle Handle & Inside Lock & Outside Key Lock for Off Hours
2.5 Gallon Hot Water Heater
Automatic Exhaust Fan
Safety Lights
60 Amp Electrical Service (English or US)
Optional: Combination Air Conditioning & Heat Unit

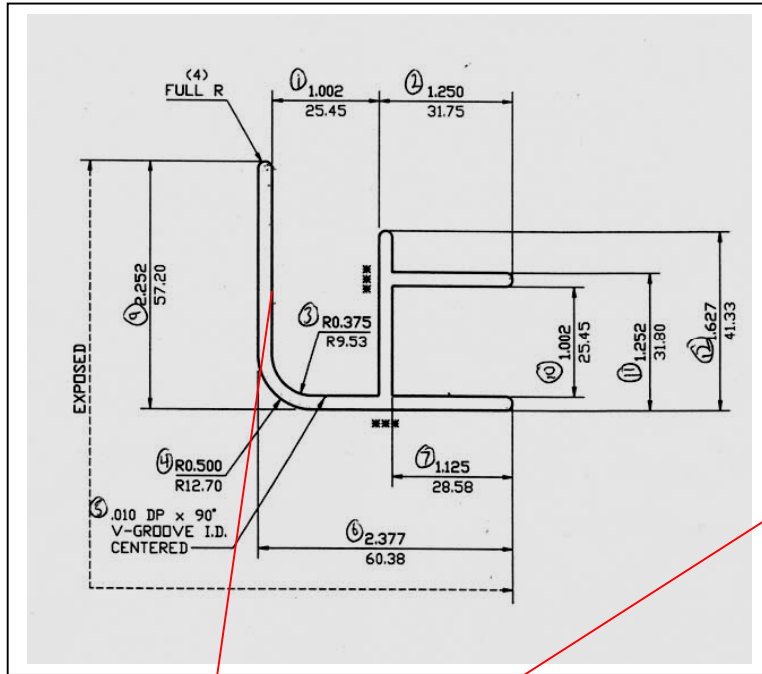


Ground Level Shower Stall Specifications

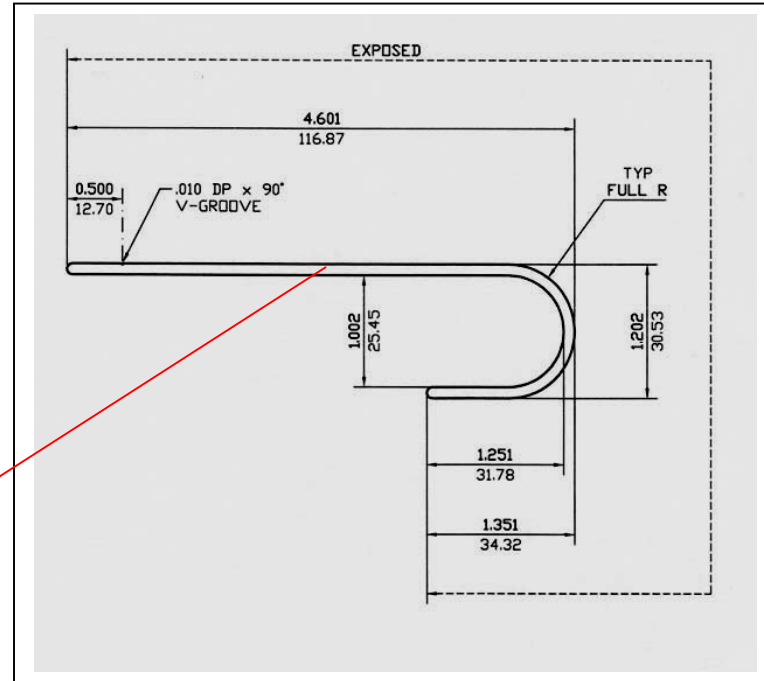
Shower Stall 7' x 7' (Maximum Privacy Stall) 1.524m x 2.133m S
4" Steel Frame With Enclosed Steel Tine Ports for Easy Relocation
Ceramic Toilet - Plastic Water Saving Cistern - Ceramic Sink with Vanity
Shower With Plastic Enclosure and Shower Curtain
Safety Mix Shower Head
Automatic Shut Off Water Faucets
Automatic Soap & Paper Towel Dispensers - Large Capacity Toilet Paper Holder
Mirror - Bench - Waste Basket - Clothes Hooks
Linoleum Floor Covering - Scuff Resistant, Non-Slip
Internal Plumbing
Walls Constructed With Recycled Non-Porous ABS and FRP
Honeycomb Recycled Polypropylene
Aluminum or Stainless Steel Fasteners Throughout
36" Steel Reinforced Door with Inside Lock & Outside Key Lock for Off Hours
Fire Extinguisher - Battery Operated Smoke Detectors
60 Amp Electrical Service (English or US)
Automatic Exhaust Fan
Safety Lights
Optional: Combination Air Conditioning and Heater Unit



Aluminum Extrusions



Four Corner Extrusions

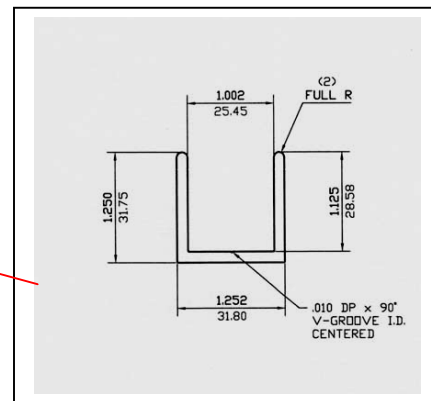


Continuous Roof Edge

Aluminum U-Channel used continuously on the floor and roof edge.

U-Channel is fastened to the steel floor and aluminum roof edge.

Binder bolts and a waterproof epoxy are used to fasten the U-Channel to the 1" honeycombed walls.



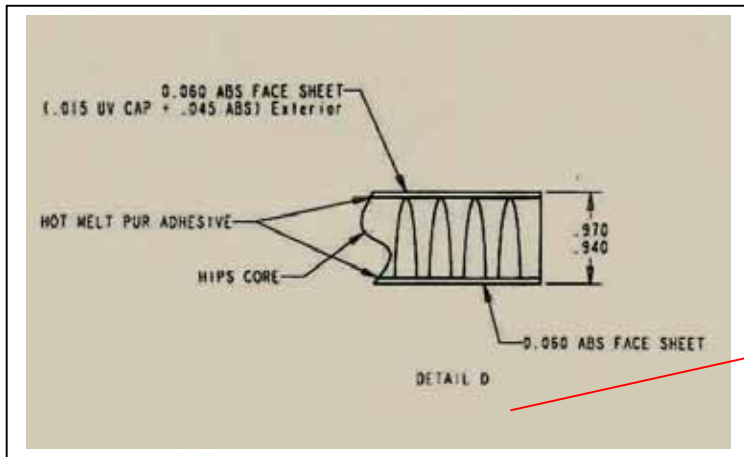
Honeycombed Walls

Common Specifications

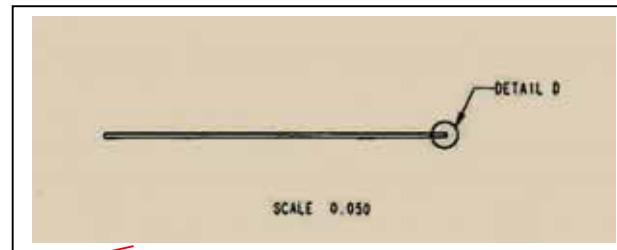
Toilets.com, Inc. - Porta John®

Phone: 1-800-521-6310 Fax: 1-586-731-0670

E-mail: info@toilets.com Web Site: www.toilets.com



Wall Cross Section Drawing



Detail B

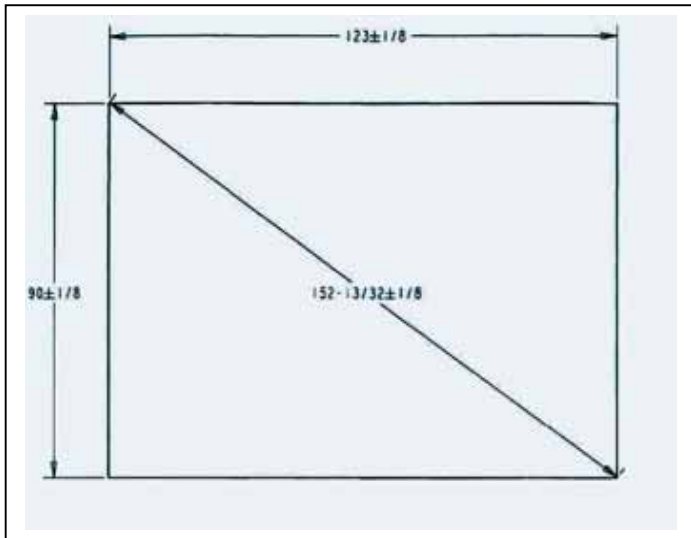


Wall Cross Section
Thickness is 1 inch

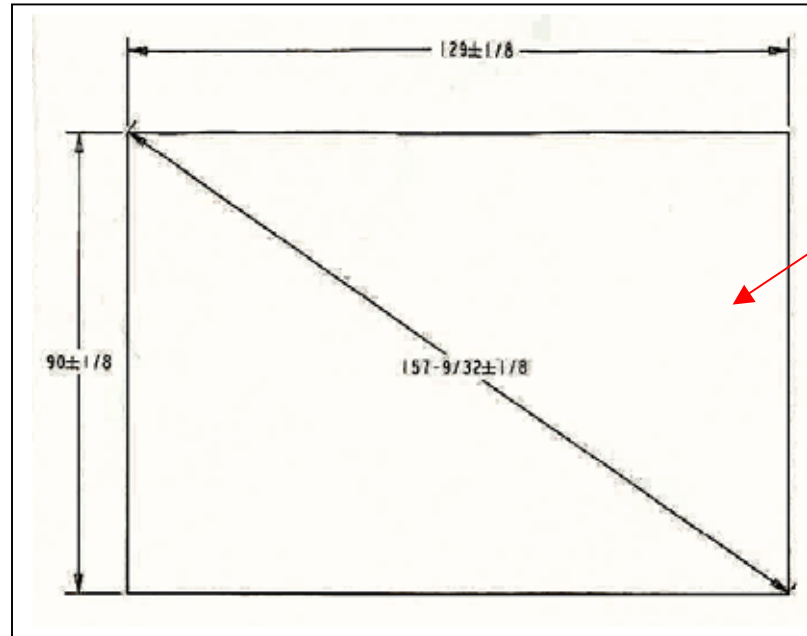
The walls are manufactured with a recycled random regrind ABS and the honeycombed material is a 30% recycled polypropylene. The exterior walls all have Ultraviolet Inhibitors for protection against damage from the sun.

Walls are manufactured from NPHIPS (Non Porous High Impact Polystyrene) Core Laminated with UV Capped Non-Porous ABS (Acrylonitrile Butadiene Styrene) Facing on the Outside and Non-Porous non UV capped non ABS on the inside, in 8' x 18' sheets, white, pulled to 1.000" total thickness

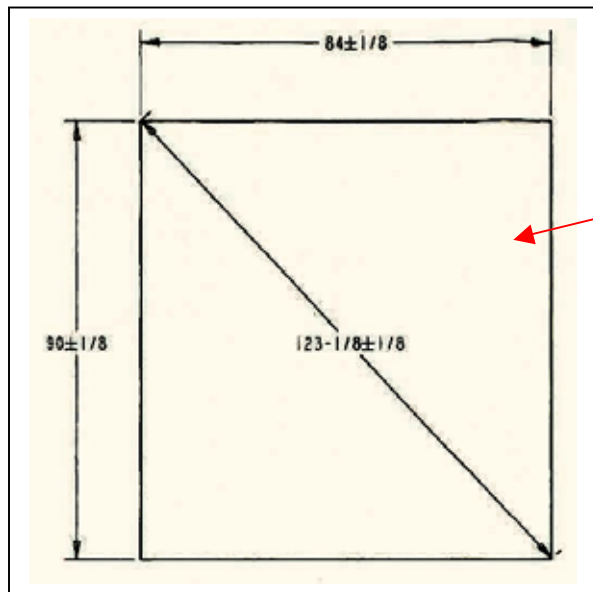
Honeycombed Wall Sizes



Back and Front Wall 123" x 90"



Roof
129" x 90"



Dividing & End Walls
84" x 90"



ADA Stall Dimensions
82" x 82" Inside

Patents Issued & Pending

Management of Water Supply and Waste Disposal



Water Tank 525 Gallons



Two 300 Gallon Holding Tanks - One for Each Stall

This water to waste ratio when utilizing a holding tank eliminates the possibility of over filling the waste system. The water pressure can be powered by electricity or a solar/battery combination.

Toilets.com, Inc. - Porta John®
Phone: 1-800-521-6310 Fax: 1-586-731-0670
E-mail: info@toilets.com Web Site: www.toilets.com

Porta John® is a Registered Trademark

Toilets.com, Inc. featuring Porta John® Brand Products Ph. 800-521-6310 (US)
Ph. 1-586-739-4611 (Int'l) E-Mail: info@toilets.com Web Page: www.toilets.com



Cold Water Drinking Fountain



Baby Changer Station

Featured Options



Exhaust Fan

Air & Heat Combo

Towel & Soap Dispensers

ADA Sink

ADA Toilet

Floor Drain

Mirror Not Shown

Two Stall Lavatory Dual ADA Men's and Women's with Locking Doors

Standard Safety Features

STANDARD SAFETY FEATURES: Standard Lavatory Building Stall Size Dimensions are 5' x 7' x 7.5'



Fire Extinguisher



Smoke Detector



Door Locks/Deadbolt Locks



ADA Handle



Safety Light

Non-Skid Flooring

info@toilets.com



Emergency Mobile Sanitation
System As Required

Toilets.com, Inc. - Porta-John®

Phone: 800-521-6310 International 586-731-4611

E-Mail: info@toilets.com Web Page: www.toilets.com

ADA Lavatory Building

Stall Size: 7' x 7' x 7.5'